



UNDERSTANDING RISK  
GLOBAL FORUM 2024

TRADITION • INNOVATION • RESILIENCE

# Holistic and Inclusive Resilience: Insights from the World Risk Poll

## Speakers:

Mark Harvey, Resurgence

David Reid, Lloyd's Register Foundation

Francis Reffell, Centre of Dialogue on Human Settlement and Poverty Alleviation

Zoe Trohanis, Global Facility for Disaster Reduction and Recovery



RESURGENCE.



**GFDRR**

Global Facility for Disaster Reduction and Recovery



# Freetown Flood Fighters: Women's resilience on the frontline





# The Lloyd's Register Foundation World Risk Poll

- Assesses and compares perception and experience of risk and includes places where little or no official safety data exists.
- Third edition includes 142 countries, 147,000 interviews conducted by Gallup in 2023.
- Probability-based random sampling to ensure nationally representative data. Interviews by phone/in-person.
- *'Resilience in a Changing World'* – **published today** – is the first of four reports being published in 2024, and is the first time we have had longitudinal resilience data.




# The World Risk Poll Resilience Index

## Dimensions and indicators in the World Risk Poll Resilience Index

Dimension	Indicators
Individual	<b>Agency/Self-efficacy:</b> <i>If a disaster were to occur near you in the future, do you think there is anything you could do to protect yourself or your family from its impact?</i>
	<b>Educational attainment:</b> <i>What is your highest completed level of education?</i>
Household	<b>Financial assets:</b> <i>Suppose your household suddenly lost all income and had to survive only on savings and things that could be sold. How long would your household be able to cover all the basic needs, such as food, housing, and transportation?</i>
	<b>Planning:</b> <i>If a disaster were to occur near you in the future, do you have a plan for what to do that all members of your household know about?</i>
	<b>Access to communications:</b> <i>Does your home have access to: 1) the internet, 2) a cellular phone?</i>
Community	<b>Social capital:</b> <ol style="list-style-type: none"> <li>How much do you think most of your neighbours care about you and your wellbeing?</li> <li>Do you feel safe walking alone at night in the city or area where you live?</li> <li>Have you done any of the following in the past month? Helped a stranger or someone you didn't know who needed help.</li> </ol>
	<b>Local infrastructure:</b> <p><i>In the city or area where you live, are you satisfied or dissatisfied with:</i></p> <ol style="list-style-type: none"> <li>The roads and highways?</li> <li>The educational system or the schools?</li> <li>The availability of quality health care?</li> </ol>
Society	<b>Discrimination:</b> <i>Have you, personally, ever experienced any discrimination because of any of the following? The colour of your skin? Your religion? Your ethnicity/nationality? Your gender? A disability, if you have one?</i>
	<b>Government support:</b> <i>How much do you think the government of [country] cares about you and your wellbeing?</i>
	<b>National Institutions Index</b> <p><i>In [country], do you have confidence in each of the following, or not?</i></p> <ol style="list-style-type: none"> <li>The military?</li> <li>The judicial system or courts?</li> <li>The national government?</li> <li>The honesty of elections?</li> </ol>

[What do the shapes mean?](#)



> 🌐 ☰ ⇄

### Filters

Gender

Age group

Education level

Income

Employment status

Urbanicity

Household size

Children in household

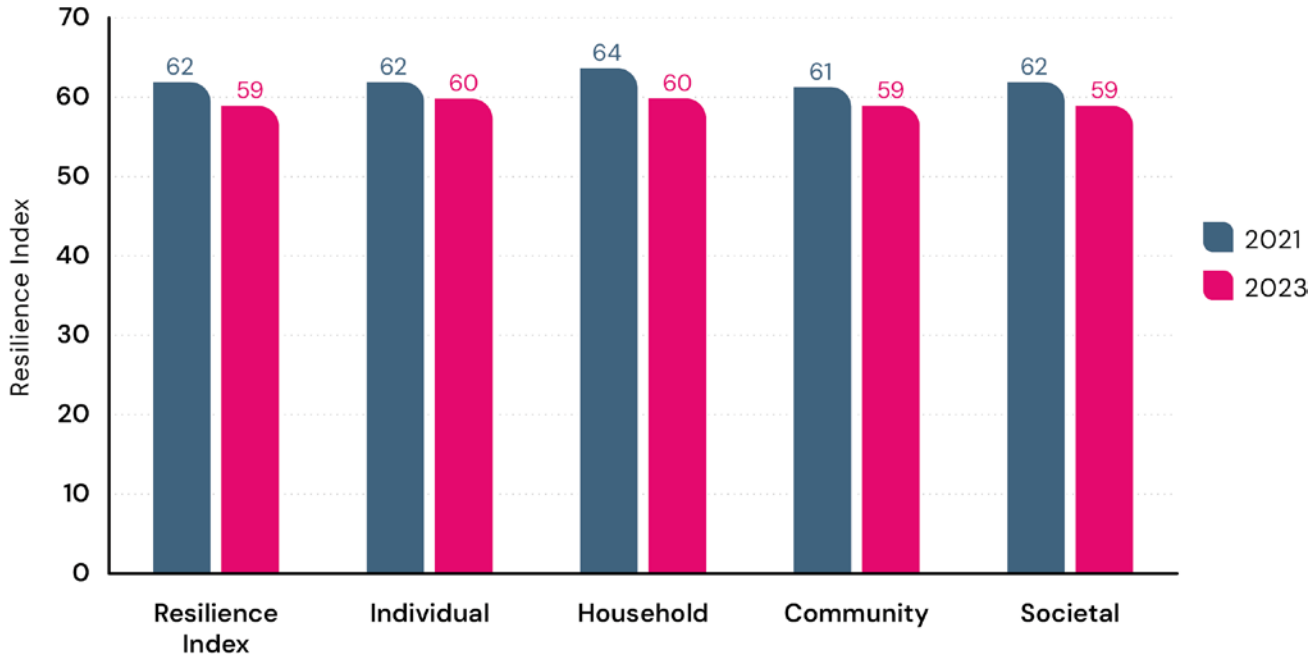
# At a glance: top and bottom performers

## Resilience Index , top and bottom-ranking countries

Rank	Resilience Index	Individual	Household	Community	Societal
Top >	Kuwait	Sweden	Vietnam	U.A.E	Tajikistan
	Vietnam	United States	Austria	Kuwait	Algeria
	Norway	Kuwait	Sweden	Saudi Arabia	Kuwait
	Singapore	Vietnam	Taiwan	Tajikistan	Bahrain
	Sweden	Norway	United States	Singapore	Uzbekistan
< Bottom	Togo	Morocco	Yemen	Tunisia	Ecuador
	Madagascar	Niger	Afghanistan	Ecuador	Peru
	Chad	Somalia	Niger	Gabon	Bolivia
	Yemen	Ethiopia	Ethiopia	Venezuela	Comoros
	Afghanistan	Afghanistan	Madagascar	Afghanistan	Yemen

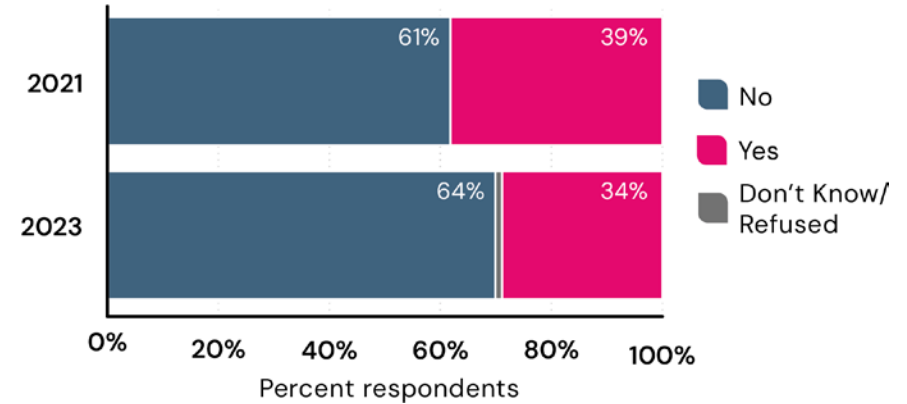
# At country level: Japan

Japan Resilience Index (2021-2023)



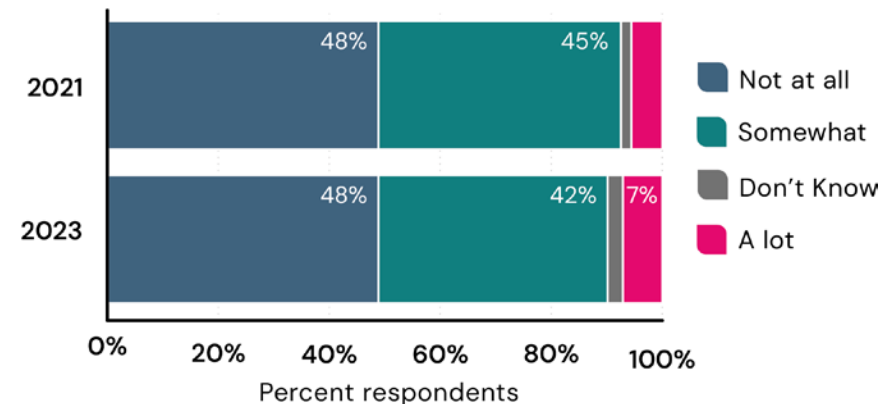
- Slight drop in resilience across all dimensions, especially household.

Plan for disaster known by household (2021-2023)

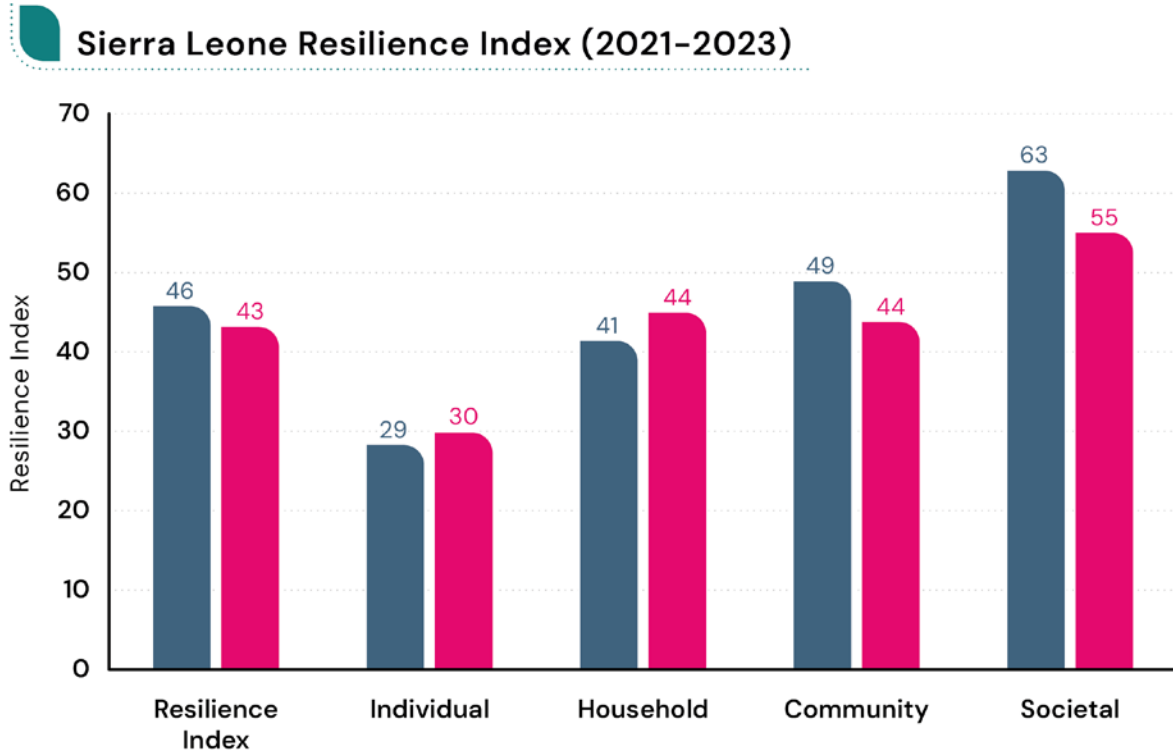


- Still one of the least likely countries globally to say neighbours care.

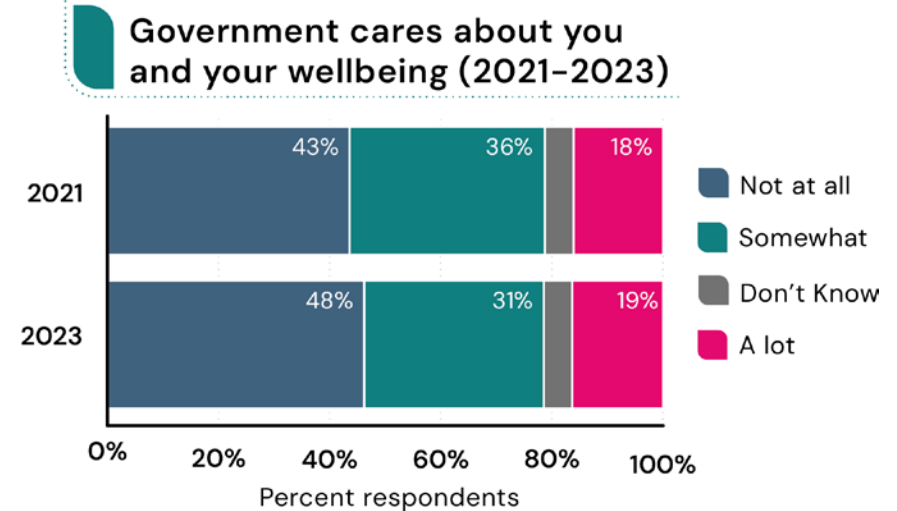
Neighbours care about you and your wellbeing (2021-2023)



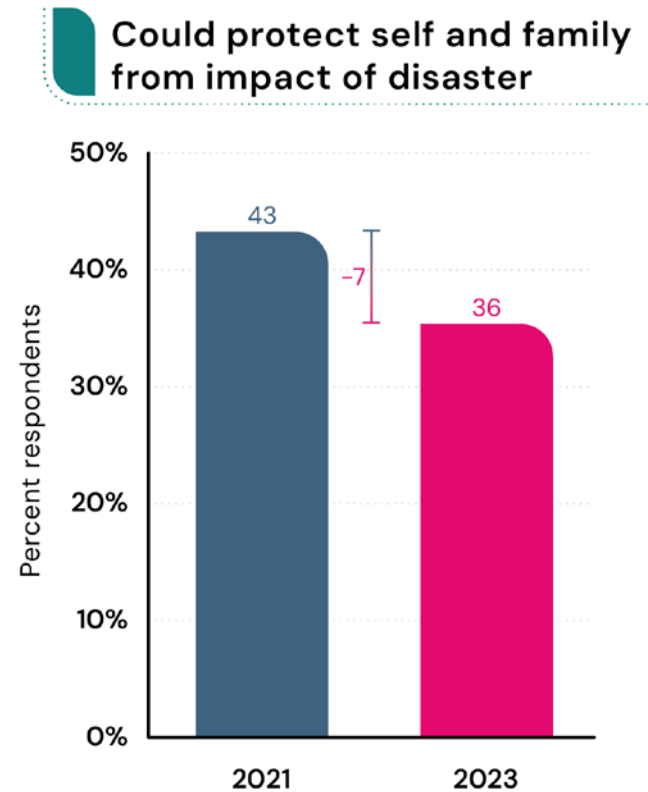
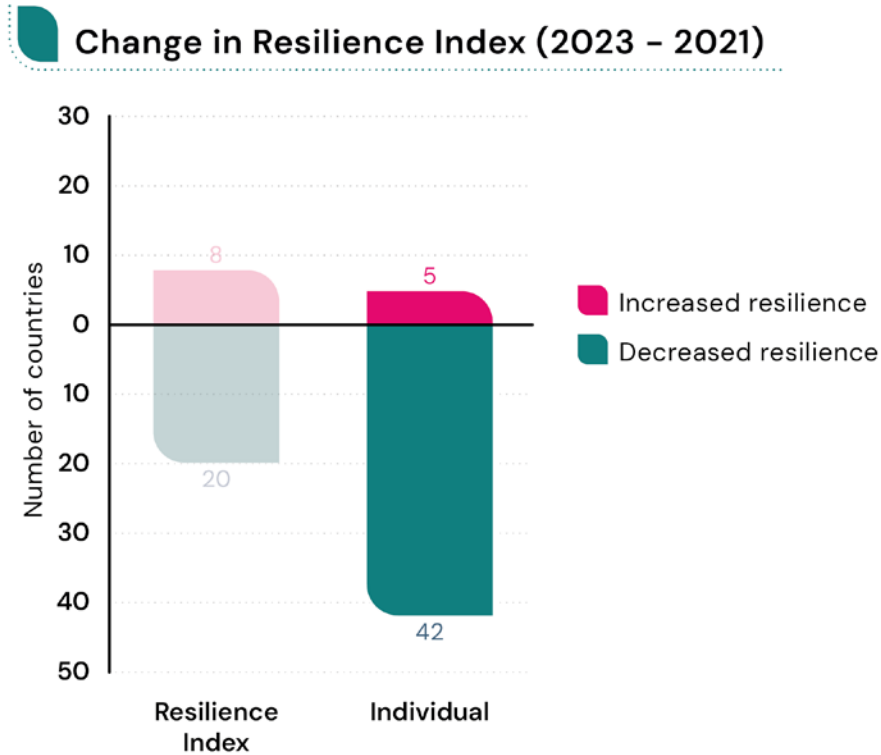
# At country level: Sierra Leone



- Increase in household resilience, but significant drop in societal resilience.
- Why? Fewer people believe the government cares about them.

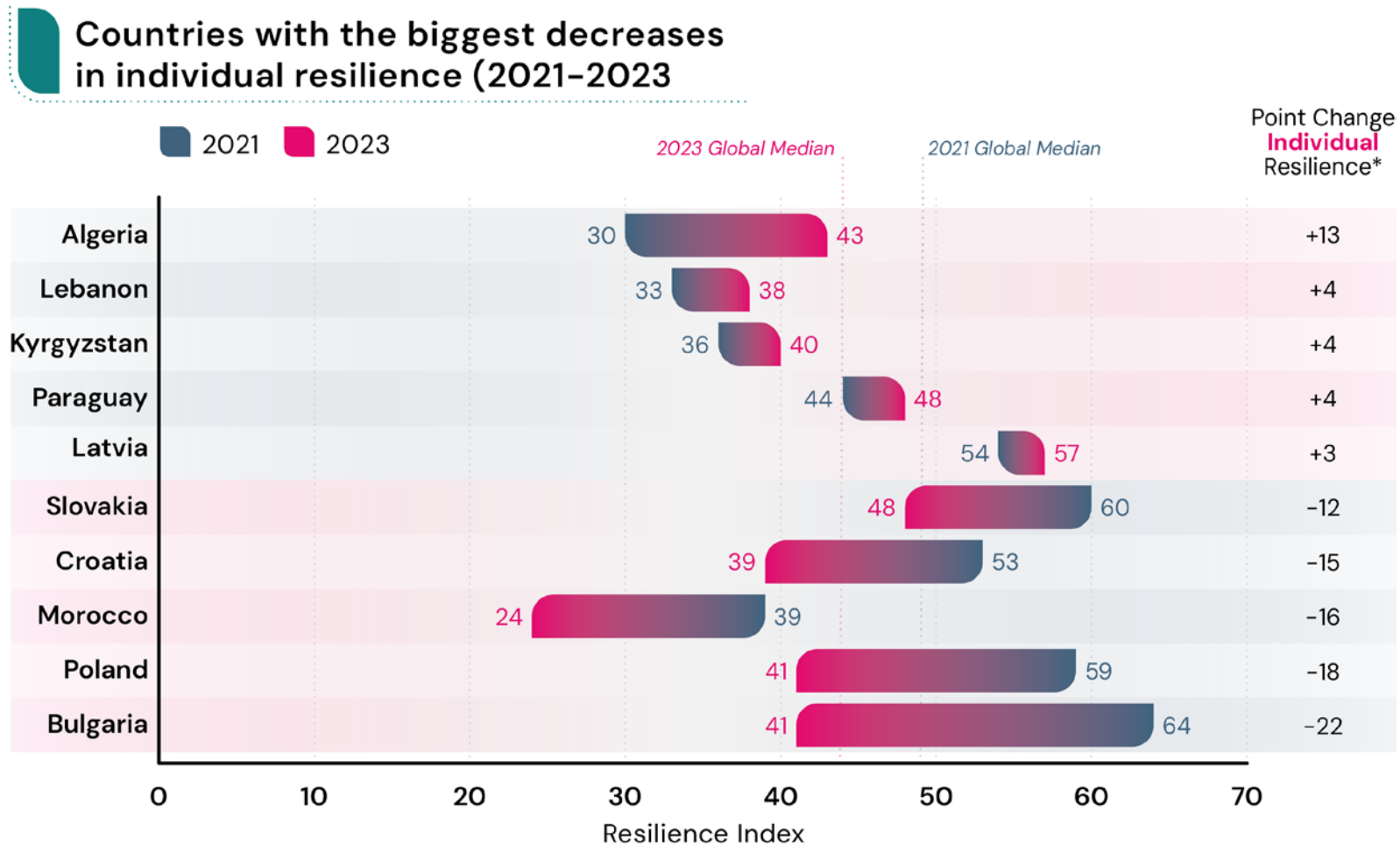


# So, what's changed? (at a global level)



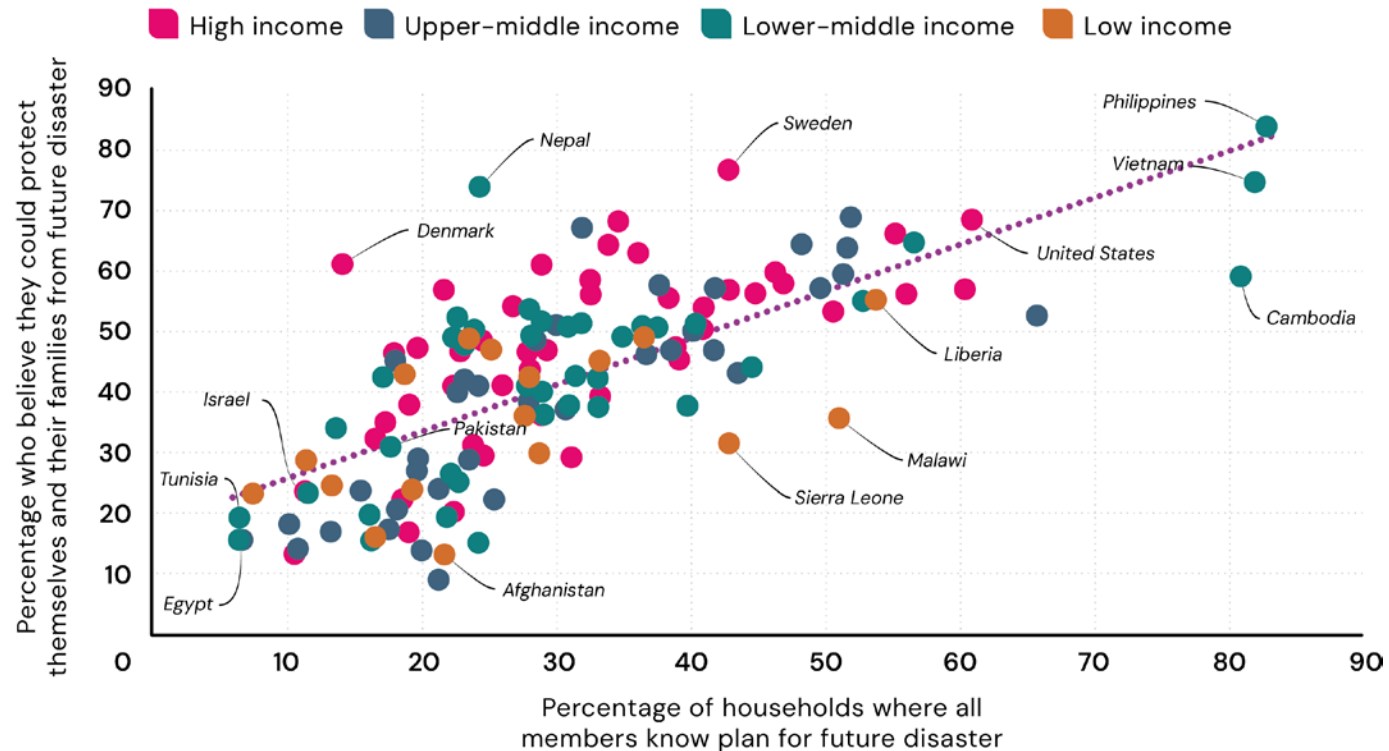


# Which countries are driving the change?



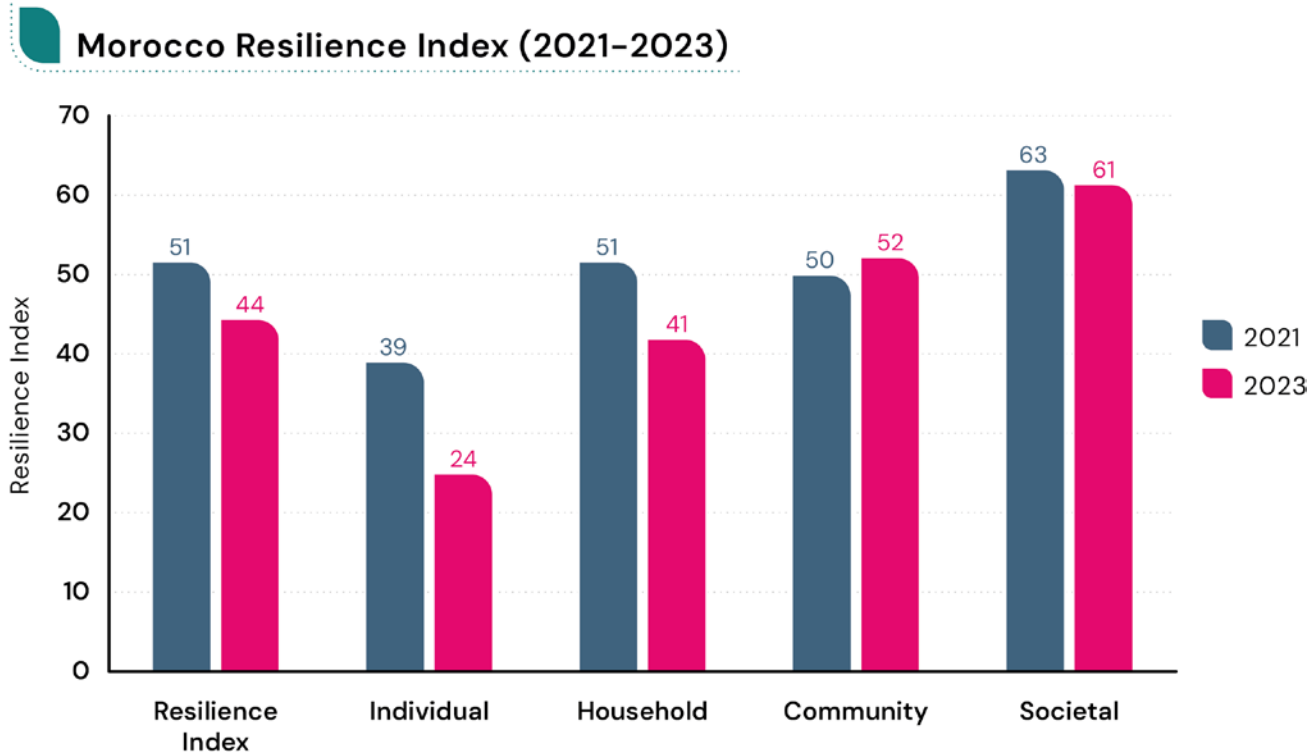
# Why do these changes matter?

Relationship between disaster planning and agency, by country



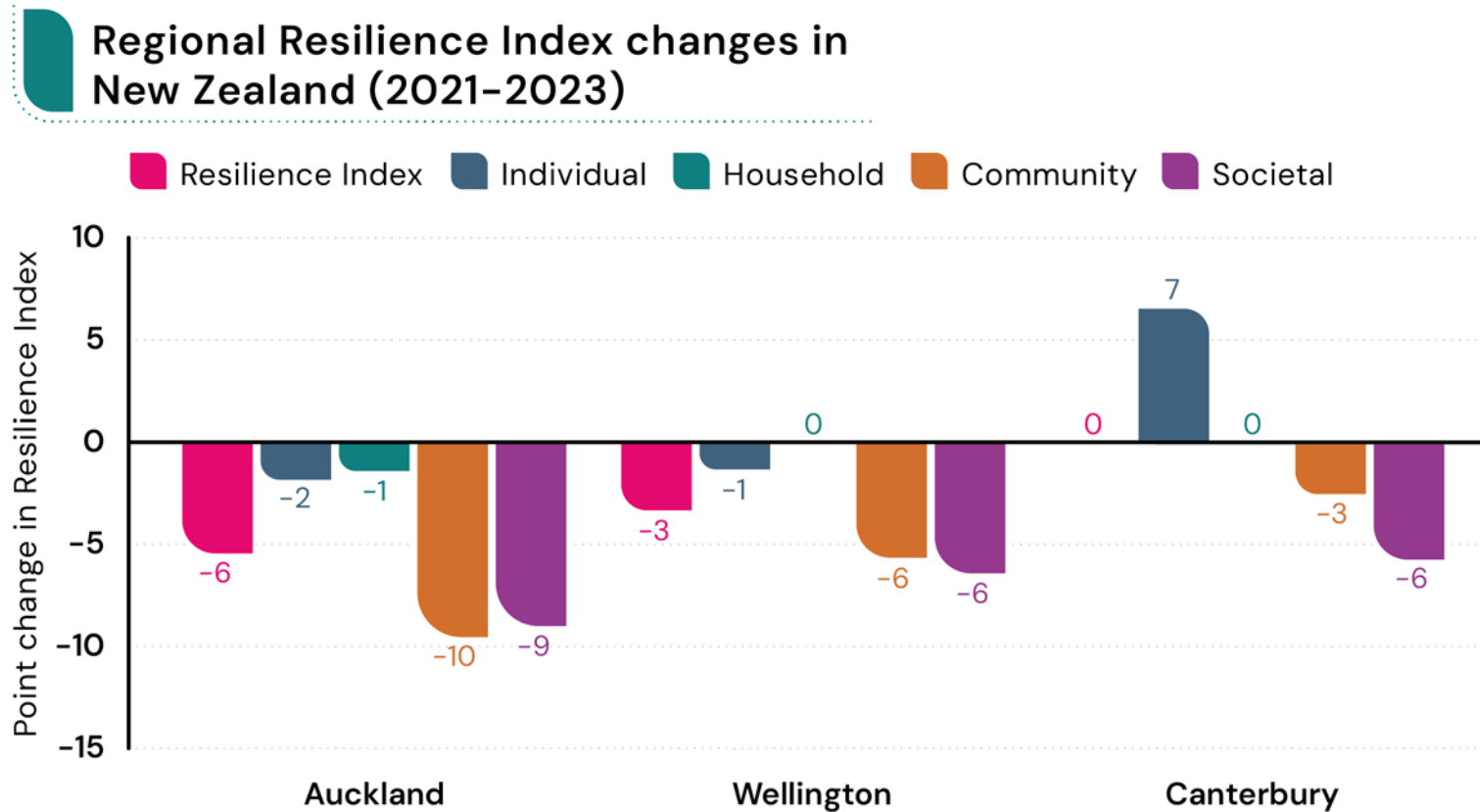
- The Resilience Index shows a link between individual and household resilience – they tend to co-vary.
- Does a fall in individual agency therefore precede more widespread falls in resilience?
- However, there is an opportunity here – improving household disaster planning could have a positive knock-on impact on agency.

# What about the impact of disaster?



- 6.8 magnitude earthquake, September 2023. 3,000 killed, 6.6 million affected directly or indirectly.
- Individual resilience dimension drops dramatically, driven by perceived loss of agency. 'Reality check' effect?
- Highlights importance of rebuilding people - their confidence and agency - as well as infrastructure, post-disaster.

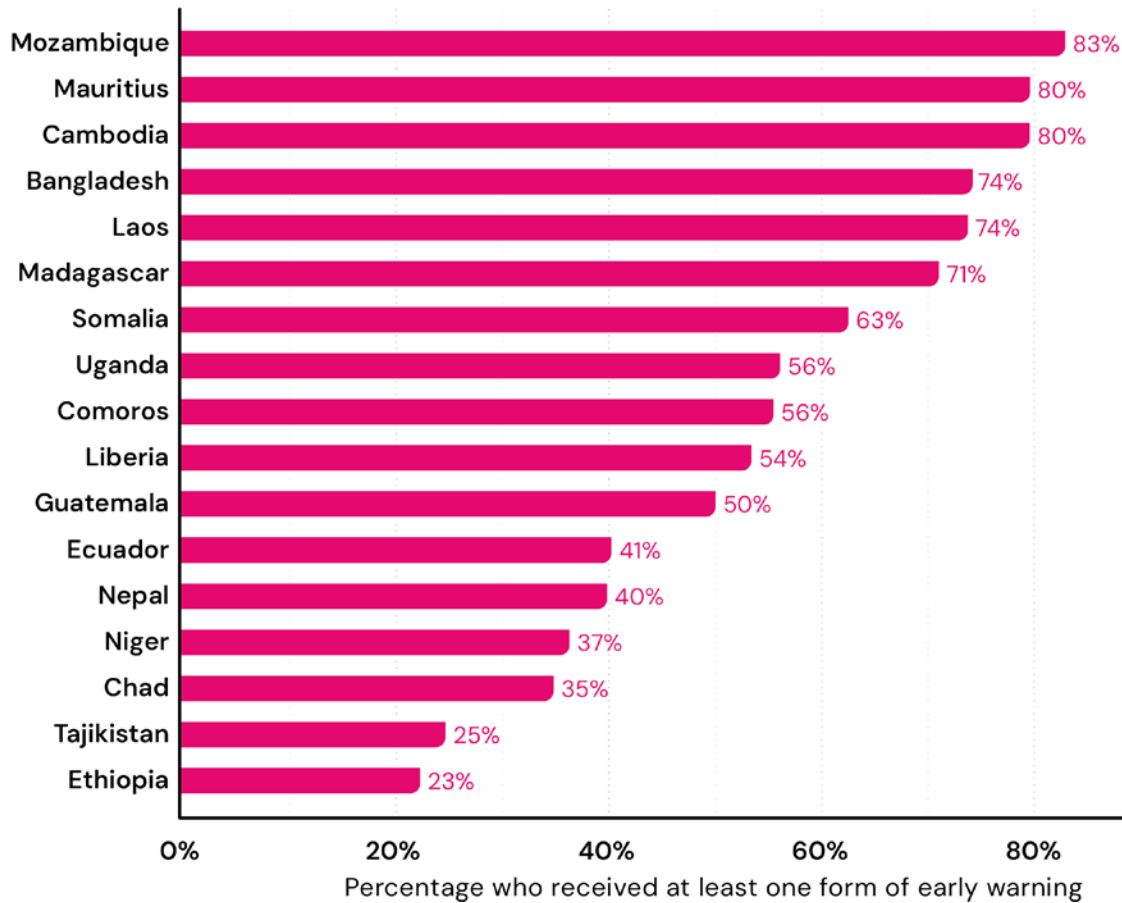
# The impact of disaster: New Zealand





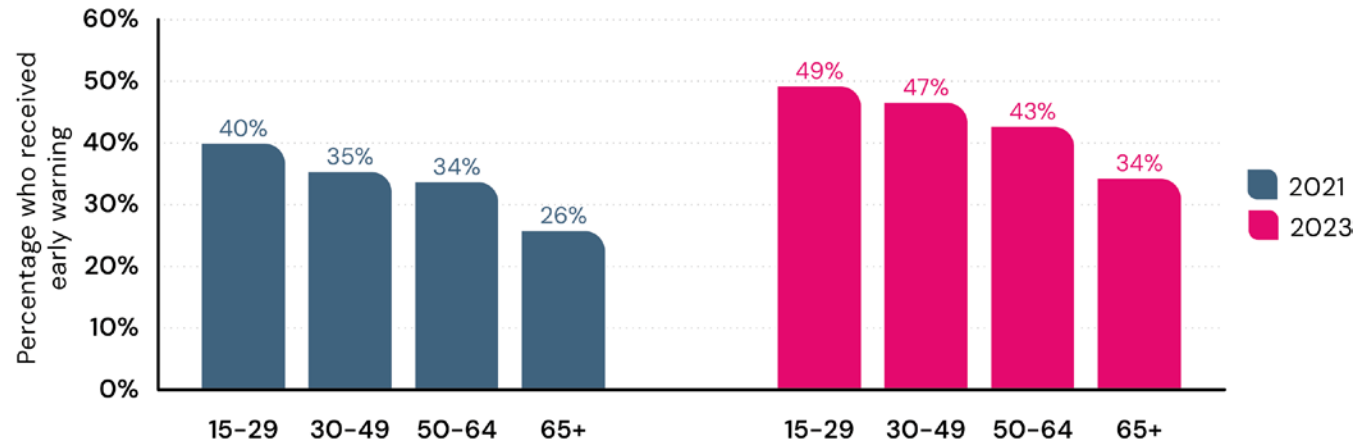
# Early Warnings for All?

Percent of population, who had experienced a disaster, who received any form of early warning



- 1 in 3 people (30%) who experienced a disaster in the past five years received no warning.
- Over three quarters (77%) of those people not warned own a mobile phone.


Percent of population, who had experienced a disaster, who received warning via the internet or social media



# Calls to action

- Make use of World Risk Poll data to support the Early Warnings for All Initiative.
- Target household resilience interventions to reap knock-on benefits of improved individual resilience and sense of agency.
- Make use of the World Risk Poll data for secondary analysis, combining with other sources, to improve and target resilience interventions.





TRADITION • INNOVATION • RESILIENCE

Visit: [wrp.lrfoundation.org.uk](http://wrp.lrfoundation.org.uk)

- Full dataset freely available
- Interactive data explorer
- Resilience Index visualisation
- Country snapshots
- Watch the film

Share: @LR\_Foundation

- #WorldRiskPoll
- #ResilienceIndex
- #FreetownFloodFighters



RESURGENCE



GFDRR

Global Facility for Disaster Reduction and Recovery

